

Cynomolgus IL-4 R alpha/CD124 Protein

Cat. No. ILA-CM14R

Description

Source	Recombinant Cynomolgus IL-4 R alpha/CD124 Protein is expressed from HEK293 with His tag at the C-Terminus. It contains Met26-Arg232.
Accession	G7Q0S7
Molecular Weight	The protein has a predicted MW of 24.84 kDa. Due to glycosylation, the protein migrates to 45-60 kDa based on Bis-Tris PAGE result.
Endotoxin	Less than 1 EU per µg by the LAL method.
Purity	>95% as determined by Bis-Tris PAGE >95% as determined by HPLC


Formulation and Storage

Formulation	Lyophilized from 0.22 µm filtered solution in PBS (pH 7.4). Normally 8% trehalose is added as protectant before lyophilization.
Reconstitution	Centrifuge the tube before opening. Reconstituting to a concentration more than 100 µg/ml is recommended. Dissolve the lyophilized protein in distilled water.
Storage	-20 to -80°C for 12 months as supplied from date of receipt. -80°C for 3 months after reconstitution. Recommend to aliquot the protein into smaller quantities for optimal storage. Please minimize freeze-thaw cycles.

Background

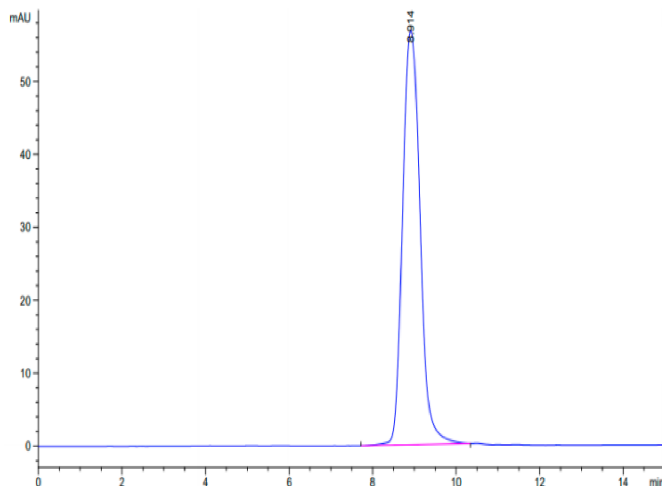
Interleukin 4 Receptor alpha (IL-4 Ra), also known as CD124 and BSF receptor, is a widely expressed 140 kDa transmembrane glycoprotein in the class I cytokine receptor family. The effects of IL-4 are mediated after binding to high affinity receptor complexes present on hematopoietic as well as non-hematopoietic cells.

Assay Data



Cynomolgus IL-4 R alpha on Bis-Tris PAGE under reduced condition. The purity is greater than 95%.

Assay Data

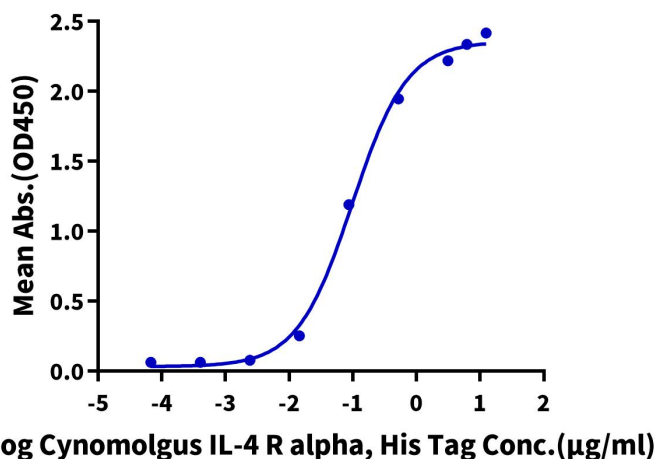


The purity of Cynomolgus IL-4 R alpha is greater than 95% as determined by SEC-HPLC.

ELISA Data

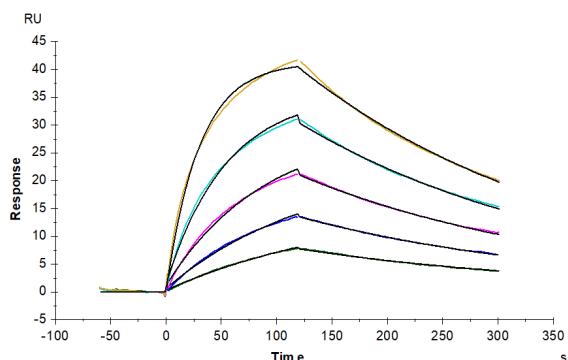
Cynomolgus IL-4 R alpha, His Tag ELISA

0.5µg Human IL-4, No Tag Per Well



Immobilized Human IL-4, No Tag at 5 µg/ml (100 µl/well) on the plate. Dose response curve for Cynomolgus IL-4 R alpha, His Tag with the EC50 of 97.8 ng/ml determined by ELISA (QC Test).

SPR Data



Cynomolgus IL-4, His Tag immobilized on CM5 Chip can bind Cynomolgus IL-4 R alpha, His Tag with an affinity constant of 13.48 nM as determined in SPR assay (Biacore T200).